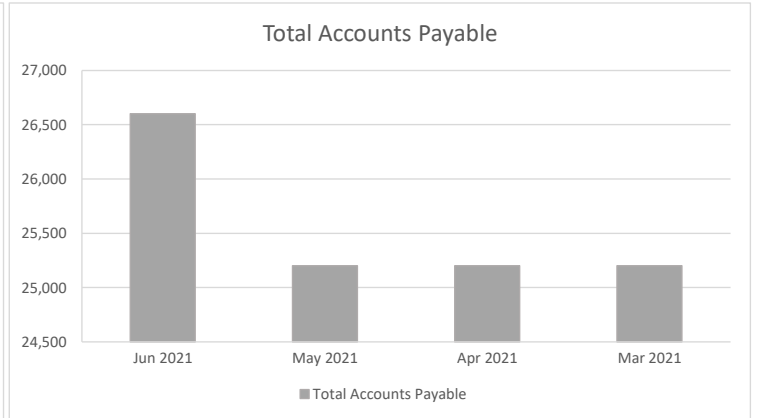
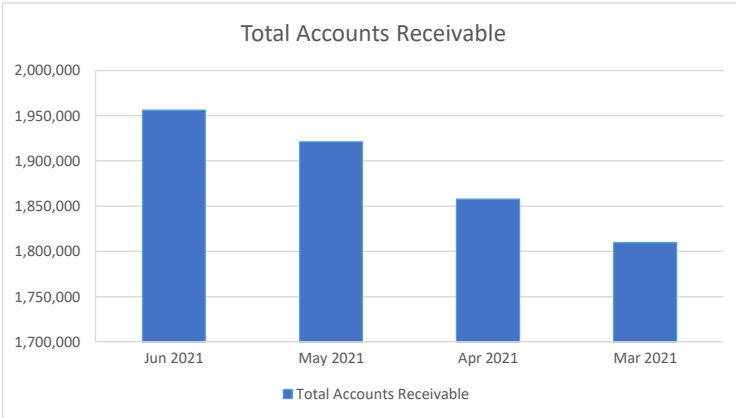
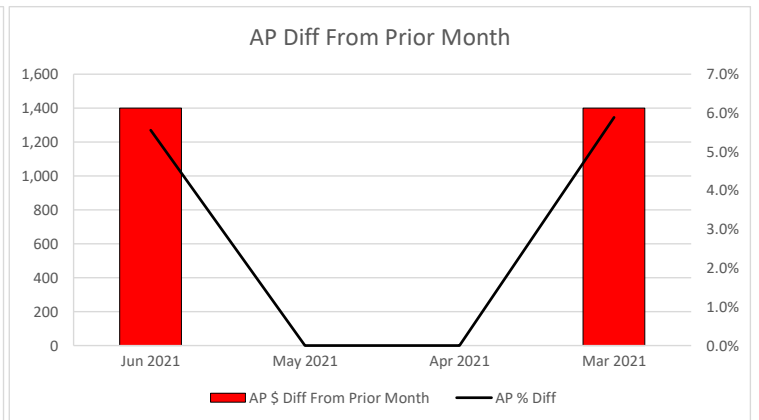
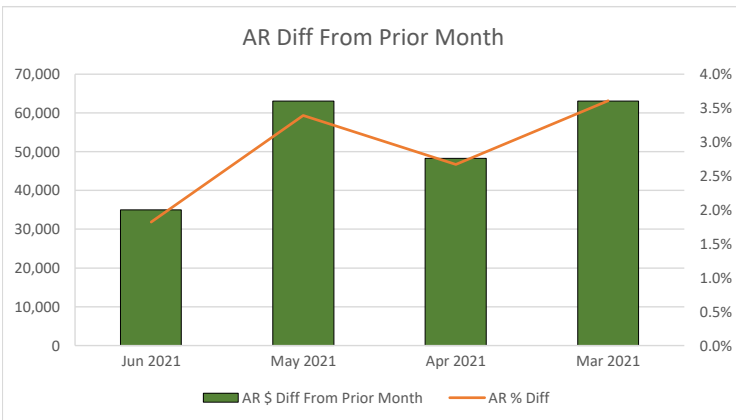


**Apple Family Dental Example Company
For The Period Ending: June 30, 2021**

AR and AP Analysis with Variance



	Jun 2021	May 2021	Apr 2021	Mar 2021
Total Accounts Receivable	1,955,800	1,920,800	1,857,800	1,809,500
Total Accounts Payable	26,600	25,200	25,200	25,200
AR \$ Diff From Prior Month	35,000	63,000	48,300	63,000
AP \$ Diff From Prior Month	1,400	0	0	1,400
AR % Diff	1.8%	3.4%	2.7%	3.6%
AP % Diff	5.6%	0.0%	0.0%	5.9%



ENTITIES IN THIS REPORT

Apple Family Dental